



Northcoast Children's Services



Annual Report for the 2022-23 Year

Table of Contents		Page Number
Letter from the Director		3
About NCS		4
Enrollment		5
Homeless & Foster Youth		6
Demographics		7
Parent Involvement		8
Family Engagement		9
Health Services		10
School Readiness		11
Monitoring Reviews		12
Budgets		13
Appendix A Federal monitoring review report		15

Letter from the Executive Director

I am pleased to share with you the NCS 2022-23 program year's annual report.

During this past program year, we continued to fully staff both our center and home-based programs. While staffing continues to be a challenge, we are well on our way to stabilizing our operations. While the expansion of Transitional Kindergarten has impacted our enrollment in our programs for children 3-5 years of age, we are in the planning stages to increase our services for children 0-3.

I would also like to thank our many dedicated staff who continue to provide such essential services to children and their families in our community. Without their hard work and dedication, we would not be able to provide the high-quality services that we do. Lastly, I want to thank our Policy Council members and our Board of Directors who continue to provide such wonderful services to families and children in our community.



About Northcoast Children's Services

Northcoast Children's Services, Inc. is a private non-profit corporation serving low-income pregnant women and families with children from birth to kindergarten age. Founded in 1969, we provide a mix of home visiting and center-based programs focused on providing high quality educational and family services.

The NCS Vision: To nurture and empower the whole child and family, to enhance our quality of life, and create a more peaceful community.

The NCS Mission: Northcoast Children's Services believes that healthy families are crucial to the development that occurs from the beginning of life through early childhood. Respectfully building on each family's strengths and goals, NCS works in partnership with children, families and communities to promote and advocate for healthy development.

Quote from a NCS Early Head Start Parent:

With my son starting Early Head Start, I have been able to go back to school so that in the future I can provide more for my son.

This program has not only provided excellent care for my son, but has given him the socialization skills he was severely lacking prior to starting Early HeadStart. He is learning so much at school. My son comes home regularly from school knowing new words or activities.

It is so wonderful to have this team of teachers care so deeply for my son.

Program options offered by age:

Pregnant women: Home visiting

Birth-18 months: Home visiting

18 months-3 years: Home base and center base (including year-round childcare)

3-5 years: Home base and center base (including year-round childcare)



Enrollment

2022-23 Enrollment by funding type

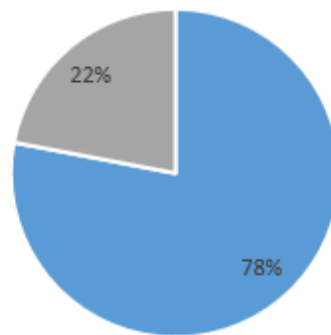
NCS served 663 children & 20 Pregnant women

394 were served in center based programs

148 were served in home base programs

	Head Start (Including state partnership) (3-5)	Early Head Start (Including state partnership) (0-3)	State standalone classrooms (3-5)	Total
Funded	344	198	80	622
Cumulative	331	273	79	683

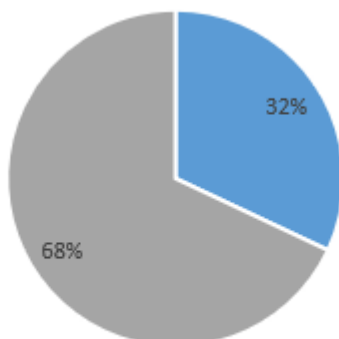
Average Monthly Enrollment



■ Filled Slots ■ Open Slots

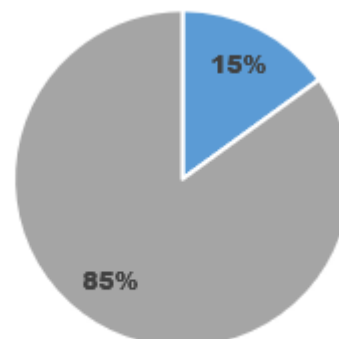
Estimated Head Start eligible children by age group

Of the estimated 923 children eligible for HS, 331 were served by NCS



■ Served By NCS ■ Remaining Not Served By NCS

Of the estimated 1768 children & pregnant women eligible for EHS, 273 were served by NCS

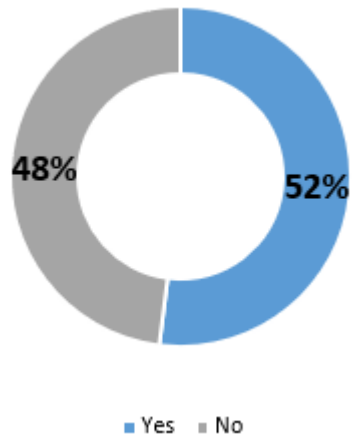


■ Served By NCS ■ Remaining Not Served By NCS

Homeless & Foster Youth

In the 22-23 year, 5% of children served by NCS were in the foster care system during the school year and 13% of families were experiencing homelessness.

52% or 36 families experiencing homelessness found housing



	HS	EHS
# of Homeless Children Served	36	33
Estimated # of Homeless Children	182	273
% Homeless Children Served	20%	12%

	HS	EHS
# of Foster Children Served	15	15
Estimated Total Age Eligible Foster Children	49	74
% Foster Children Served By NCS	30%	20%

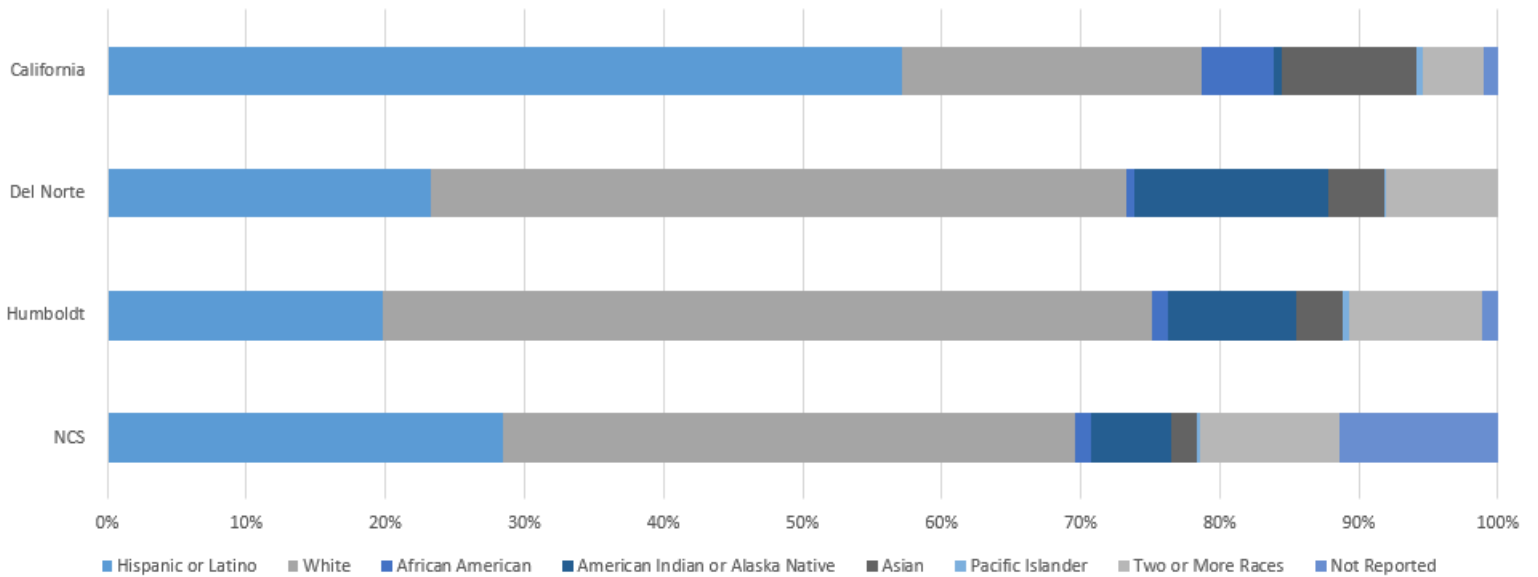


NCS supports families by helping them access resources as well as providing assistance with applications and transportation to necessary appointments. NCS also works with families to prevent the loss of housing.

The NCS Enrollment Manager serves as the preschool liaison for the Humboldt County Homeless & Foster Youth Coalition.

Demographics of children and families served

Race & Ethnicity



English Language Learners by Geographic Area		
	ELL in LEA	ELL in NCS Programs
Eureka	16.8%	31.3%
Crescent City	6.0%	10.6%
Fortuna	13.5%	36.7%
Mckinleyville	3.9%	10.0%
Arcata	1.5%	16.2%
Rio Dell	11.2%	3.3%
Redway	8.0%	71.1%
Willow Creek/ Orleans	0.2%	0.0%
Trinidad	0.5%	0.0%
Blue Lake	3.5%	0.0%

Source: CDE Data Quest

Languages Spoken by NCS Families:	
Language Spoken:	Number of NCS families:
English	455
Spanish	150
Dari	9
Hmong	4
Punjabi	3
Uzbek	2
Farsi	1
Thai	2

Dual Language Learners. In 202-23, 27% of children enrolled in NCS programs were dual language learners. The primary language of enrolled children were:

- 73% English only
- 24% Spanish
- 3% Middle Eastern & South Asian languages

NCS currently employs bilingual staff in classrooms and as home visitors to support these children in acquisition of English and retaining their home language.

Parent Involvement

Parent Involvement in 2022-23

222 parent events were held. In addition to parenting education, these meetings covered a broad array of topics supporting family health, life skills, nutrition and child development.



27 parents served on the Policy Council in the 22-23 program year; participating in program planning, assessment and governance.



3058 home visits with **144** families in our home base program.



27 parents completed a Parenting Education class series.



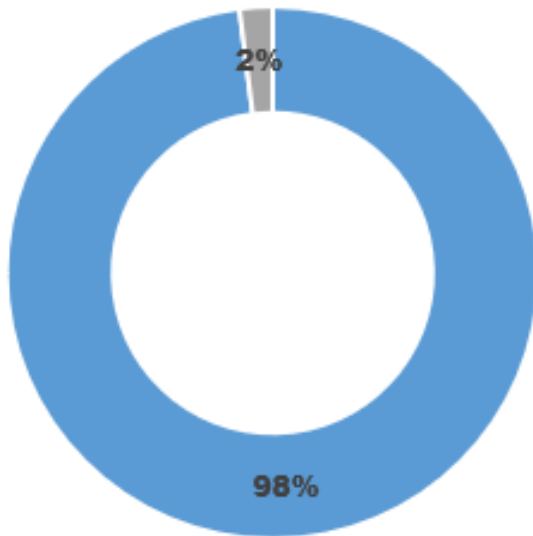
55 Parents attended CPR / First Aid classes

Family Engagement

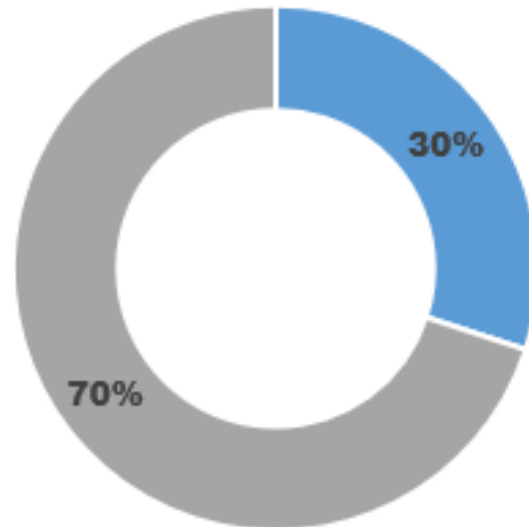
NCS families set **1093** goals and **985** goals were met

442 current and former parents completed **130,016** volunteer hours for NCS programs

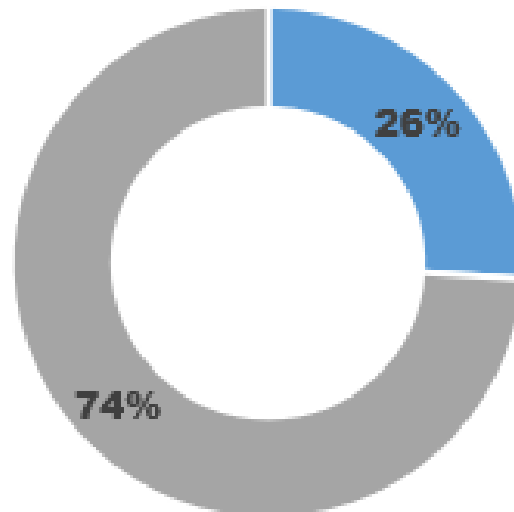
98% of NCS HS/EHS families received family services



30%, or 168, of NCS HS/EHS families received emergency/ crisis intervention



26% of families were able to move off public cash assistance



Quote from a

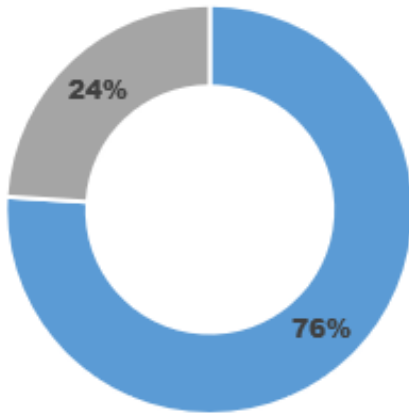
NCS Early Head Start parent:

I am a single mother and NCS has helped me tremendously with continuing college so I can achieve my degree and be able to support my son and I.

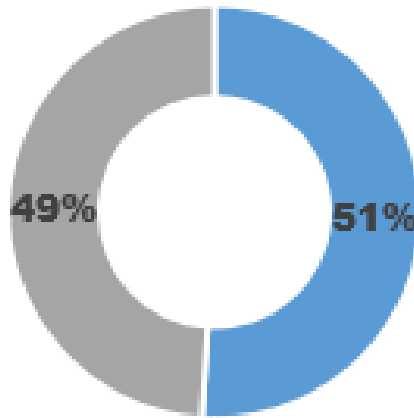
Health Services

- Enrolled HS/EHS children receive health, vision, hearing, mental health, and dental screenings. Additionally, families receive assistance in connecting to a medical & dental home, insurance & support with any follow up of ongoing treatment needs.
- Each HS/EHS child also receives nutrition assessments and follow up support as appropriate.
- NCS provided 73,881 meals (34,053 breakfasts and 39,828 lunches) and 14,866 snacks. All meals are free to enrolled children and subsidized through the California Adult & Child Care Food Program.

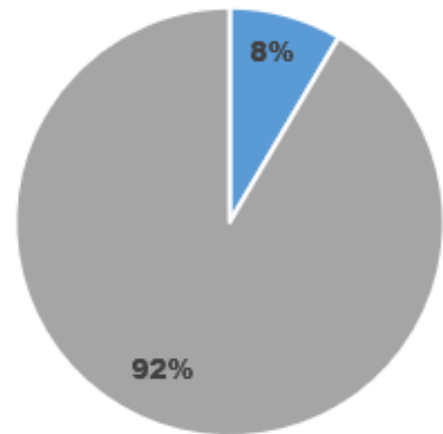
253 HS children
received medical exams



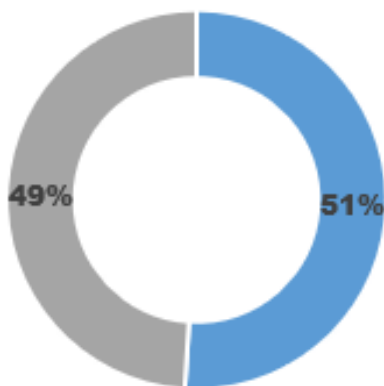
201 EHS children
received medical exams



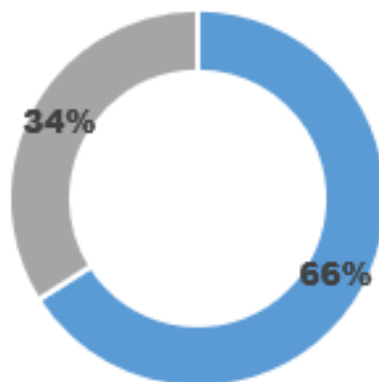
46 children were diagnosed with
a chronic health condition



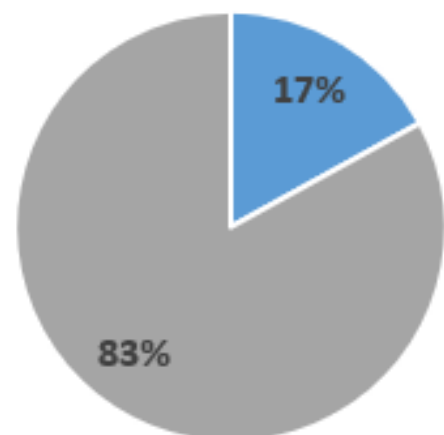
169 HS children
received dental exams



109 EHS children
were up to date with
preventative dental
care



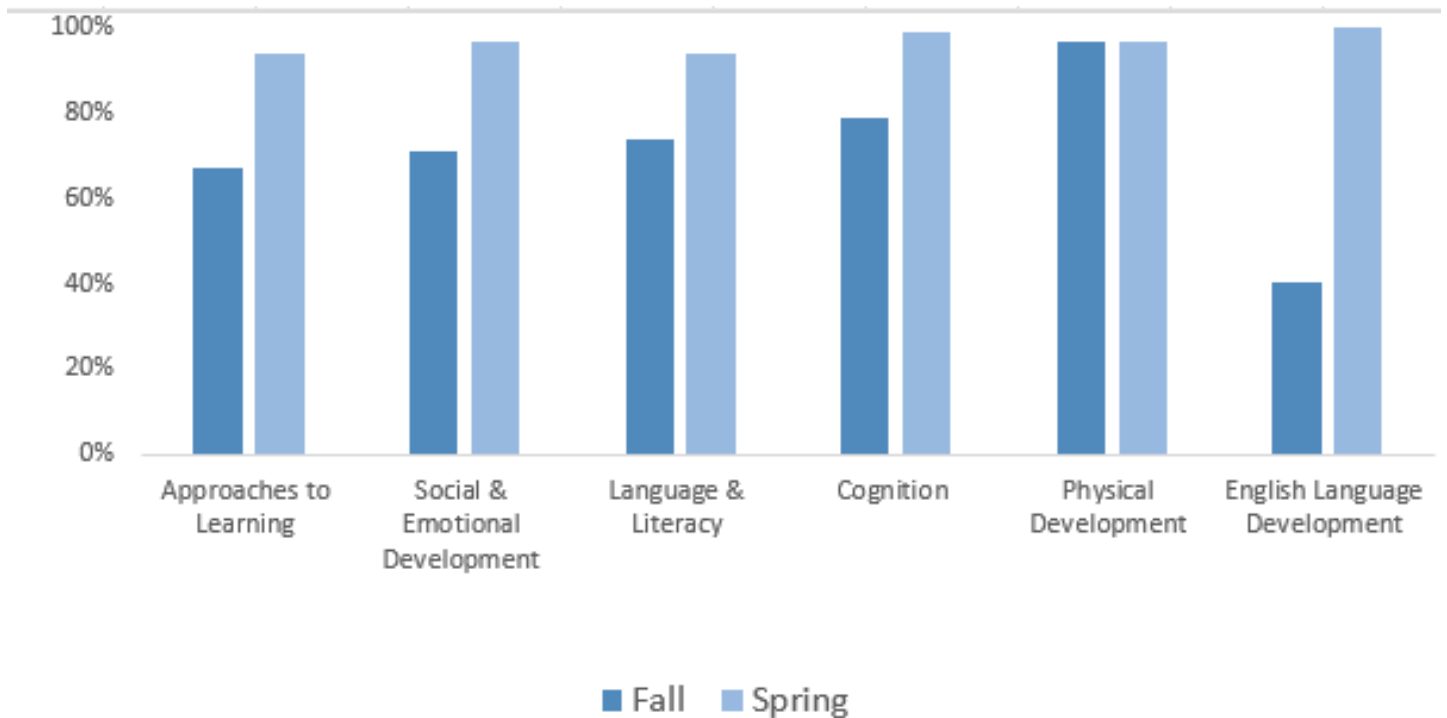
101 Children were eligible for
special education or early inter-



Preparing Children for Kindergarten

Teachers prepare individualized and group activities that promote children's growth and development. Head Start teachers assess children's development across multiple domains 3 times per year (fall, winter & spring), using the Desired Results Developmental Profile

Developmental Progress of Children Ages 4 & 5 who entered Kindergarten in the 23-24 school year.



NCS exceeded its benchmark goals of ensuring at least 80% of children reach the developmental levels expected for their age in each domain by the Spring assessment period.



State & Federal Monitoring Review Results

As a program funded primarily through federal and state dollars, NCS is subject to regular monitoring reviews to ensure compliance with program requirements and proper expenditure of public funds. Below are the summaries of the most recent reviews of NCS operations conducted by our funders.

California Department of Education (CDE)

The CDE conducted a contract monitoring review from May 10-14, 2021 and all items reviewed met state requirements. The review assessed NCS compliance with governance & administration, parent involvement, standards, assessment & accountability, staffing & professional development, opportunity & equal educational access, and teaching & learning. NCS was found to be in compliance in all areas.

California Adult & Childcare Food Program (CACFP)

The last CACFP review was conducted in March of 2020 and assessed Financial Viability, Administrative Capability, and Program Accountability. The reviewer found all areas to be in compliance and commended the Food Program Manager and staff on an excellent job ensuring that the NCS children are provided healthy and nutritious foods for all meals served.

Head Start/ Early Head Start Focus Area 2 Monitoring Review *

From January 4, 2022 to January 7, 2022, the Administration for Children and Families (ACF) conducted a Focus Area Two (FA2) monitoring review of the NCS Head Start and Early Head Start programs. NCS programs were found to be compliant in all areas. No program areas of concern or deficiencies were identified through the review.

* See Appendix A for complete review results.



*Quote from a
NCS Head Start / State Preschool parent:*

NCS has helped us create community for ourselves and our child. It has provided support for our child's well-being, and ours as parents. It has allowed our child to develop his social skills, learning, and getting to play with other kids every day. It has helped us financially a great deal to have a free program so that I can do some professional training.

Funding for Northcoast Children's Services programs

NCS programs are primarily funded by Federal grants and State contracts and are supplemented with funds raised by the community. Meals for children enrolled in the programs are free to families and subsidized by the United States Department of Agriculture through the California Adult & Childcare Care Food Program.

2022-23 Year Approved Budget Projections

Object Class Category	HS Program Operations	HS T & TA	EHS Program Operations	EHS T & TA	HS/EHS Total
Personnel	\$3,172,086	\$20,850	\$2,444,409	\$25,000	\$5,662,345
Fringe Benefits	\$1,182,495	\$1,500	\$828,002	\$1,100	\$2,013,097
Equipment	\$41,124	\$0	\$14,687	\$0	\$55,811
Travel Away	\$0	\$2,980	\$0	\$1,700	\$4,680
Supplies	\$223,372	\$5,618	\$131,029	\$7,527	\$367,546
Contractual	\$63,682	\$0	\$18,387	\$0	\$82,069
Other	\$662,993	\$21,868	\$403,389	\$42,764	\$1,131,014
Total Direct	\$5,345,752	\$52,816	\$3,839,903	\$78,091	\$9,316,562
Indirect	\$507,380	\$5,054	\$365,775	\$7,473	\$885,682
Total HS /EHS Budget	\$5,853,132	\$57,870	\$4,205,678	\$85,564	\$10,202,244

22-23 HS/EHS Program and Training Funding	\$10,202,244
One time ARP HS/EHS Funding (4/2021-3/2023)	\$186,554
One Time HS/EHS N St Carry over 21/22	\$1,672,418
Total 2022-23 Head Start/ Early Head Start Funding	\$12,061,216
California State Department of Education	\$1,895,254
California Department of Social Services (CCTR)	\$683,766
USDA & California Adult & Childcare Food Program	\$262,247
Funds raised by Community	\$42,000
Total NCS Funding	\$14,944,482

Required Non-Federal Share (In kind by community)	\$3,486,326
---	--------------------

2022-23 Actual Revenues & Expenditures

Object Class Category	HS Program Operations	HS T & TA	EHS Program Operations	EHS T & TA	HS/EHS Total
Personnel	\$3,487,090	\$20,850	\$2,389,579	\$25,175	\$5,922,694
Fringe Benefits	\$1,096,120	\$1,500	\$694,006	\$1,100	\$1,792,726
Equipment	\$48,408	\$0	\$15,127	\$0	\$63,535
Travel Away	\$3,259	\$2,980	\$2,888	\$1,700	\$10,827
Supplies	\$213,272	\$5,618	\$244,638	\$7,527	\$471,055
Contractual	\$14,190	\$0	\$7,650	\$0	\$21,840
Other	\$482,880	\$21,868	\$500,661	\$42,589	\$1,047,998
Total Direct	\$5,345,220	\$52,816	\$3,854,549	\$78,091	\$9,330,676
Indirect	\$507,912	\$5,054	\$351,129	\$7,473	\$871,568
Total HS /EHS Budget	\$5,853,132	\$57,870	\$4,205,678	\$85,564	\$10,202,244

22-23 HS/EHS Program and Training Actual Revenue	\$10,202,244
One time ARP HS/EHS Revenue (4/2021-3/2023)	\$186,554
One Time HS/EHS N St Carry Over 21/22	\$120,704
Total 2022-23 Head Start/ Early Head Start Actual Revenue	\$10,509,502
Calif. State Department of Education	\$1,905,455
Other State Funding (CCTR)	\$630,600
USDA & California Adult & Childcare Food Program	\$262,247
Funds raised by Community	\$40,038
Total NCS Actual Revenue	\$13,347,841

Required Non-Federal Share (In kind by community)	\$2,580,737
---	--------------------

The program wide independent Audit for the year ending June 30, 2023 had no findings on internal controls for both material and non material weaknesses. Field work included reviewing internal controls, fraud risk and grant compliance testing including attendance, eligibility, and in-kind contributions.



Program Performance Summary Report

Program Management and Quality Improvement

Program Management

The recipient establishes a management structure consisting of staff, consultants, or contractors who ensure high-quality service delivery; have sufficient knowledge, training, experience, and competencies to fulfill the roles and responsibilities of their positions; and provide regular supervision and support to staff.

Ongoing Monitoring and Continuous Improvement

The recipient uses data to identify program strengths, needs, and areas needing improvement; evaluate progress toward achieving program goals and compliance with program performance standards; and assess the effectiveness of professional development.

Program Governance

The recipient maintains a formal structure of program governance to oversee the quality of services for children and families and to make decisions related to program design and implementation.

The policy council is engaged in the direction of the program, including program design and planning of goals and objectives.

Program Management and Quality Improvement Summary

Northcoast Children's Services, a non-profit agency, provides Head Start and Early Head Start services for 542 children and families living in northern California. The program's service area starts at the Oregon border and stretches south along the Pacific Coast for 170 miles. The program operates centers in small rural communities, offering convenient access to center-based services and home-based activities.

The program ensured staff received supervision and support that enhanced services available to children and families. The staffing structure designated supervisory responsibilities at multiple levels. Within each component area, the managers met with staff individually and in groups to offer guidance, provide training, and assess individual goals. To strengthen the professional development opportunities available to staff, the program worked with representatives from 15 agencies to learn how to use data to encourage staff growth and guide program improvement. The program also increased staff skills and knowledge by providing training on reflective supervision, embracing equity, and supporting mental wellness.

During the pandemic, Northcoast Children's Services utilized technology to continue providing services with the least disruption for children, families, and staff. Program leadership developed a COVID-19 data dashboard to help determine classroom closures, inform parents about potential exposure, and pivot to virtual instruction as needed. The program supported children's and parents' continued participation by providing electronic tablets, internet access, and software applications for each family. These resources enabled the program to provide services while protecting the health and safety of children, families, and staff.

Program Performance Summary Report

Monitoring and Implementing Quality Education and Child Development Services

Alignment with School Readiness

The recipient's school readiness efforts align with the expectations of receiving schools, the Head Start Early Learning Outcomes Framework (HSELOF), and State early learning standards.

Effective and Intentional Teaching Practices

The recipient's teaching practices intentionally promote progress toward school readiness and provide high-quality learning experiences for children.

Supporting Teachers in Promoting School Readiness

The recipient prepares teachers to implement the curriculum and support children's progress toward school readiness.

Home-based Program Services

The recipient ensures home-based program services provide home visits, and group socialization activities provide high-quality learning experiences.

Education and Services Summary

As Northcoast Children's Services returned to in-person classes, teachers observed many children struggled with self-regulation skills and expressing their feelings. In response, the program trained teachers to implement a research-based social-emotional curriculum. This resource provided strategies and materials to support relationship-building, self-regulation, and positive classroom behaviors. Feedback from the education staff indicated that the curriculum's resources and lesson plans helped them improve their classroom management skills and create emotionally safe environments. The program's targeted efforts fostered children's social-emotional development and school readiness skills.

Monitoring and Implementing Quality Health Services

Mental Health

The recipient supports a program-wide culture that promotes mental health and social and emotional well-being, and uses mental health consultation to support staff.

Oral Health and Nutrition

The recipient maintains and monitors for effective oral health practices and nutrition services that meet the nutritional needs and accommodate feeding requirements and allergies.

Safety Practices

The recipient implements a process for monitoring and maintaining healthy and safe environments.

Services to Expectant Families

The recipient provides quality services that facilitate expectant mothers access to health care and provide information to support prenatal, postpartum, maternal, and infant health and emotional well-being.

Heath Services Summary

Northcoast Children's Services monitored children's health data to identify children's needs and support their overall well-being. The program educated parents about following a schedule of age-appropriate medical and oral health care and worked together to create and implement targeted care plans. By tracking children's health statuses and services, the program was able to identify care patterns. For example, data demonstrated that Early Head Start families were reluctant to obtain health services due to their fear of COVID-19 exposure. In response, the program equipped home visitors with resources to mitigate families' concerns. This data-driven approach informed service enhancements and contributed to children's positive health outcomes.

Monitoring and Implementing Quality Family and Community Engagement Services

Family Well-being

The recipient collaborates with families to support family well-being, parents' aspirations, and parents' life goals.

Strengthening Parenting and Parent-Child Supports

The recipient provides services that strengthen parent-child relationships and support parents in strengthening parenting skills.

Family Engagement in Education and Child Development Services

The recipient provides education and child development services that recognize parents' roles as children's lifelong educators and encourage parents to engage in their child's education.

Northcoast Children's Services helped families achieve their goals by connecting them to impactful community resources. In addition to linking families to providers, staff helped to decrease service barriers by assisting families with scheduling appointments and providing transportation as needed. The program tracked family needs and referrals and found that the most cited needs involved food, clothing, and housing assistance. In response to these data, the leadership team developed partnerships with agencies that focused on these challenges. Through collaborative relationships with community organizations, the program addressed parents' needs and supported positive family outcomes.

Family and Community Engagement Services Summary

Monitoring and Implementing Fiscal Infrastructure

Budget Planning and Development

The recipient develops and implements its budget to sustain management, staffing structures, and the delivery of services that support the needs of enrolled children and families.

Ongoing Fiscal Capacity

The recipient plans and implements a fiscal management system that supports the organization's ongoing capacity to execute its budget over time and meet the needs of its organization.

Budget Execution

The recipient's financial management system provides for effective control over and accountability for all funds, property, and other assets.

Facilities and Equipment

The recipient complies with application, prior approval, and reporting requirements for facilities purchased, constructed, or renovated with Head Start funds.

Fiscal Infrastructure Summary

Northcoast Children's Services' leadership team worked with the fiscal director, the governing body, and the policy council to develop a budget aligned with program goals. These leaders analyzed community assessment and historical spending data and reviewed program needs to define budget priorities. Additionally, the recipient supported the shift to virtual Head Start and Early Head Start services during the pandemic by using Coronavirus Aid, Relief, and Economic Security Act funds to purchase electronic tablets for all families and staff. This collaborative approach to budget development promoted progress toward program goals and concentrated on family needs.

Monitoring ERSEA: Eligibility, Selection, Enrollment, and Attendance

Determining, Verifying, and Documenting Eligibility

The recipient enrolls children or expectant mothers who are categorically eligible or who meet defined income-eligibility requirements.

At least 10 percent of the recipient's total funded enrollment is filled by children eligible for services under IDEA or the recipient has received a waiver.

Enrollment Verification

The recipient maintains and tracks enrollment for all participants including expectant mothers.

ERSEA Summary

The recipient's innovative recruitment efforts involved staff, parents, and community partners in identifying and enrolling children with the greatest need. To increase enrollment during the pandemic, the ERSEA team helped to create program yard signs that were distributed and posted throughout the community by Head Start staff and families. Program staff also developed a painted rock campaign that centered on children painting colorful rocks with the program's name and contact information and placing them in their neighborhoods to help attract more families seeking early childhood programs for their children. Furthermore, the recipient distributed "appreciation cookies" to personally thank those who referred or enrolled a child into the program. As a result, the program made incremental increases in its progress toward enrollment.

End of Report



Quotes from NCS families

My child looks forward to school each day and has grown so much since school started. She absolutely loves her teachers and how much they care about her.



My daughter has blossomed since starting this program. The staff and services has been amazing and lifesavers at times.

NCS has helped my child become more socially confident and happy about spending time with friends. And of course, it's made it possible for me to return to work, which helps my family financially and makes me a happier person and better parent and partner.



Head Start has been a wonderful program to help us with developmental activities to do with our son and giving us information about other programs that might help our family. I would recommend the Head Start program to everyone.



NCS is wonderful. It has made our life so much better than if I couldn't work. Thank you. And my kids love going to school. The teachers and staff are top notch.





Northcoast Children's Services

Head Start, Early Head Start & State Preschool Programs

1266 9th Street
Arcata, CA 95521

(707) 822-7206

info@ncsheadstart.org
www.ncsheadstart.org